

Mosaic

Francis Heery

for Viola, Violoncello and Double Bass

Performance Instructions

Right Hand Techniques

A.S.P: Alto sul pont. Play right at the bridge.

S.P: sul pont. Play towards bridge.

Norm: Normal bowing position

S.T: Sul tasto. Play towards fingerboard

A.S.T: Alto sul tasto. Play as high as possible on the fingerboard, near the fingers of the left hand.

Legno : Play with wood of bow.

Crine : Play with hair of bow (as normal).

L/C: Play with both wood and hair of bow touching string.


The string to be played is indicated by the roman numerals I- IV, with I being the highest string and IV being the lowest string.


Unless otherwise indicated, the bowing position should be near or at the bridge for the entire piece, thus creating an overall sonority that is a little unstable, with prominent bow noise, and rich in overtones.


Left Hand Techniques


 : Strings should be lightly damped with flat of hand, to create a distant 'coloured noise' sonority.

 : Harmonic finger pressure.

 : Half-stopped finger pressure to create a somewhat volatile multiphonic sonority.

 : Indicates a smooth transition from one state to another. For example, here the finger pressure of the left hand changes from normal to harmonic.

 : Indicates a transition from one state to another while employing fast vibrato.

 : A dashed arrow with alternate finger pressure marking indicates rhythmically irregular fluctuations between states



: Wavy lines indicate slow vibrato of roughly a $\frac{1}{4}$ tone.



: Indicates fast $\frac{1}{4}$ tone vibrato

Special Staves.

A three line staff is sometimes used that indicates low, middle and high register only. By low register is meant from the open string to about a fifth above it; by middle register is meant from a fifth above the open string to about a fifth above that; and by high register is meant the rest of the fingerboard, occasionally including beyond the fingerboard.

A two line staff is sometimes used where the lines refer to positions between the bridge and fingerboard that are to be stopped with the finger or rubbed with the bow. See score for details.

All *crescendi* and *diminuendi* are *niente* unless otherwise notated.

Mosaic

for viola, violoncello and double bass

Francis Heery

♩ = 55

Viola

A.S.P.
No Vibrato

Cello

A.S.P.
No Vibrato

Double Bass

5

Vla.

Vlc.

D.B.

9

Vla.

Vlc.

D.B.

13

Vla.

Vlc.

D.B.

[Norm.]
Steady, clear harmonic

S.T.

A.S.P.

A.S.T.
Use full
bow length.

17

Vla. *pp* *pp* *ppp* *pp* *ppp* *pp* *mp* *p*

Vlc. *ppp* *ppp* *pp* *mp* *pp* *ppp* *ppp* *pp*

D.B. *mp* *p*

[IV] [III] [III] [IV]

s

(*d*)

21

Vla. *pp* *ppp* *ppp* *pp* *mp*

Vlc. *ppp* *ppp* *pp* *ppp* *ppp*

D.B. *ppp*

Quiet, clear open string

Slowly accelerate to tremolo speed

On Bridge

[IV] [III] [III] [IV]

s

25

Vla. *pp* *p* *pp* *p* *pp* *mp* *mp*

Vlc. *p* *mp* *pp* *p* *mp* *pp* *mp* *pp*

D.B. *p* *pp* *ppp*

Pizz 3

Pont. Tasto

Harmonic glissandi between fingerboard and bridge

[IV] [III] [III] [III] [III]

29

Vla. *p* *pp* *p* *mp* *p* *mp* *p* *mp* *p*

Vlc. *p* *mp* *p* *mp* *mp* *ppp* *pp* *ppp* *p* *pp*

D.B. *pp*

Norm Heavy Norm

Bow Pressure

On Bridge

A clear tone. No vibrato

[III] [IV] [IV] [IV]

49

Vla. *pp* *mp*

Vlc. *sfz* S.T.

D.B. [II] Legno *pp* continue [II] Crine/Legno *p* continue

[IV]

53

Vla. Tasto *p* A.Tasto

Vlc. *sfz* SP [III] [IV] *p* *mf* *mf* [I] *mf*

D.B. Crine [IV] *p* [III + II] *p* [III] Tremolo Speed *v. slow* *v. fast* *mf* *mp* *mp*

[III] Lateral bow movement along the length of string

Harmonic fluctuates in an irregular manner

Harmonic fluctuates in an irregular manner

57

Vla. A.Pont *ppp* *mp* *ppp* *p* *ppp*

Vlc. [I] *p* [III] *p*

D.B. [IV] *mf*

Harmonic fluctuates in an irregular manner

Harmonic fluctuates in an irregular manner

61

Vla. *ppp* *pp*

Vlc. *sfz* [III]

D.B.

Gradually increase vibrato speed

65

Glissandi should begin and end decisively.

Vla. [IV] p [IV] p

Vlc. [III] sfz [IV] ppp [III] pp 5

D.B. [III] p

Glissandi should begin and end decisively.

Detailed description: This system covers measures 65 to 68. The Violin I part has glissandi in measures 65 and 67, both marked *p*. The Violin II part has a *sfz* glissando in measure 65, a *ppp* glissando in measure 66, and a *pp* glissando with a *5* fingering in measure 68. The Double Bass part has a *p* glissando in measure 67. The instruction "Glissandi should begin and end decisively." is written above the Violin I part and below the Double Bass part.

69

Vla. [IV] p [IV] p [III] mp

Vlc. [III] pp 5

D.B. [III] p [I] pp

Detailed description: This system covers measures 69 to 72. The Violin I part has *p* glissandi in measures 69 and 70, and a *mp* glissando in measure 72. The Violin II part has a *pp* glissando with a *5* fingering in measure 71. The Double Bass part has a *p* glissando in measure 70 and a *pp* glissando in measure 72.

73

Vla. [III] p [IV] p [IV] p

Vlc. [IV] 5 pp [I] sfz

D.B. [III] p [II] p

Detailed description: This system covers measures 73 to 76. The Violin I part has *p* glissandi in measures 73, 74, and 75. The Violin II part has a *pp* glissando with a *5* fingering in measure 74 and a *sfz* glissando in measure 75. The Double Bass part has *p* glissandi in measures 73 and 75.

77

Legato bowing. use full bow length and light bow pressure

Vla. [III] p [IV] p [III] p [IV] p

Vlc. pp 5 [III] mf 5 mp [IV] 5 sfz

D.B. Tasto A.Tasto

Detailed description: This system covers measures 77 to 80. The Violin I part has *p* glissandi in measures 77, 78, 79, and 80. The Violin II part has a *pp* glissando with a *5* fingering in measure 77, a *mf* glissando with a *5* fingering in measure 78, a *mp* glissando in measure 79, and a *sfz* glissando with a *5* fingering in measure 80. The instruction "Legato bowing. use full bow length and light bow pressure" is written above the Violin II part. The Double Bass part has a section labeled "Tasto" in measure 79 and "A.Tasto" in measure 80.

81

Vla. *p* [III] *mp* [III + IV] *mf* [IV] *mf*

Vlc. *p* [III] *pp* [III] *pp*

D.B. Legno [III + IV] Circular Bow Movement (Continue) *mp* [IV] *p* [IV] *mp*

85

Vla. [III] *p* *mf* *mf* A. Pont/ Pont (Alternate irregularly) [III] *ppp*

Vlc. A. Pont/ Pont (Alternate Irregularly) [III] *ppp* *ppp*

D.B. [III] *sfz* *ppp* A. Pont/ Pont (Alternate Irregularly) *ppp*

89

Vla. End fluctuation [A.Tasto] Gradually change to harmonic finger pressure *ppp* *pp* *ppp* End with cello

Vlc. *p* [III] *ppp*

D.B. [III] *p* [II] *pp*